





Comparative Data with Similar Local Authorities

Longer Lives also allows comparison with the other local authorities within the same socioeconomic deprivation bracket (socioeconomic decile 2 – ‘most deprived’).

Barking & Dagenham
 Blackburn with Darwen
 Bradford
 Brent
 Greenwich
 Halton
 Hartlepool
 Lambeth
 Leicester
 Lewisham
 Nottingham
 Rochdale
 Salford
 Walsall
 Wolverhampton

All rates are per 100,000 directly standardised population	Barking & Dagenham		Worst Performing		Best Performing	
	Rate	Rank	Rate	Name	Rate	Name
Overall Premature Mortality	337.2	9	382.0	Salford	251.8	Brent
Premature Mortality from Cancer	135.3	13	140.0	Halton	96.2	Brent
Premature Mortality from Heart Disease and Stroke	83.7	10	92.8	Salford	66.0	Brent
Premature Mortality from Lung Disease	36.9	14	49.1	Salford	17.8	Brent
Premature Mortality from Liver Disease	18.7	6	25.9	Blackburn with Darwen	14.5	Brent

	Significantly better than socioeconomic decile average
	Better than socioeconomic decile average
	Worse than socioeconomic decile average
	Significantly worse than socioeconomic decile average